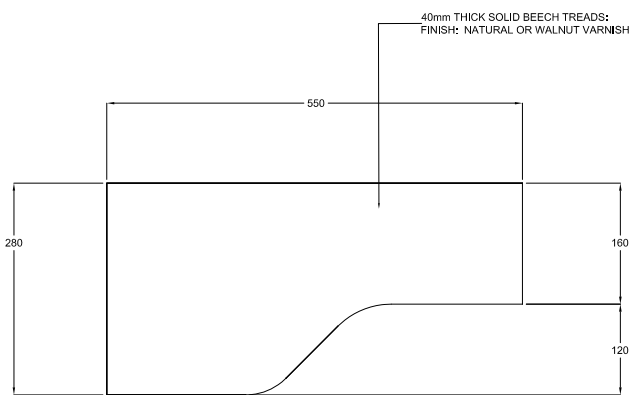
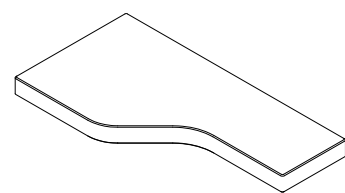


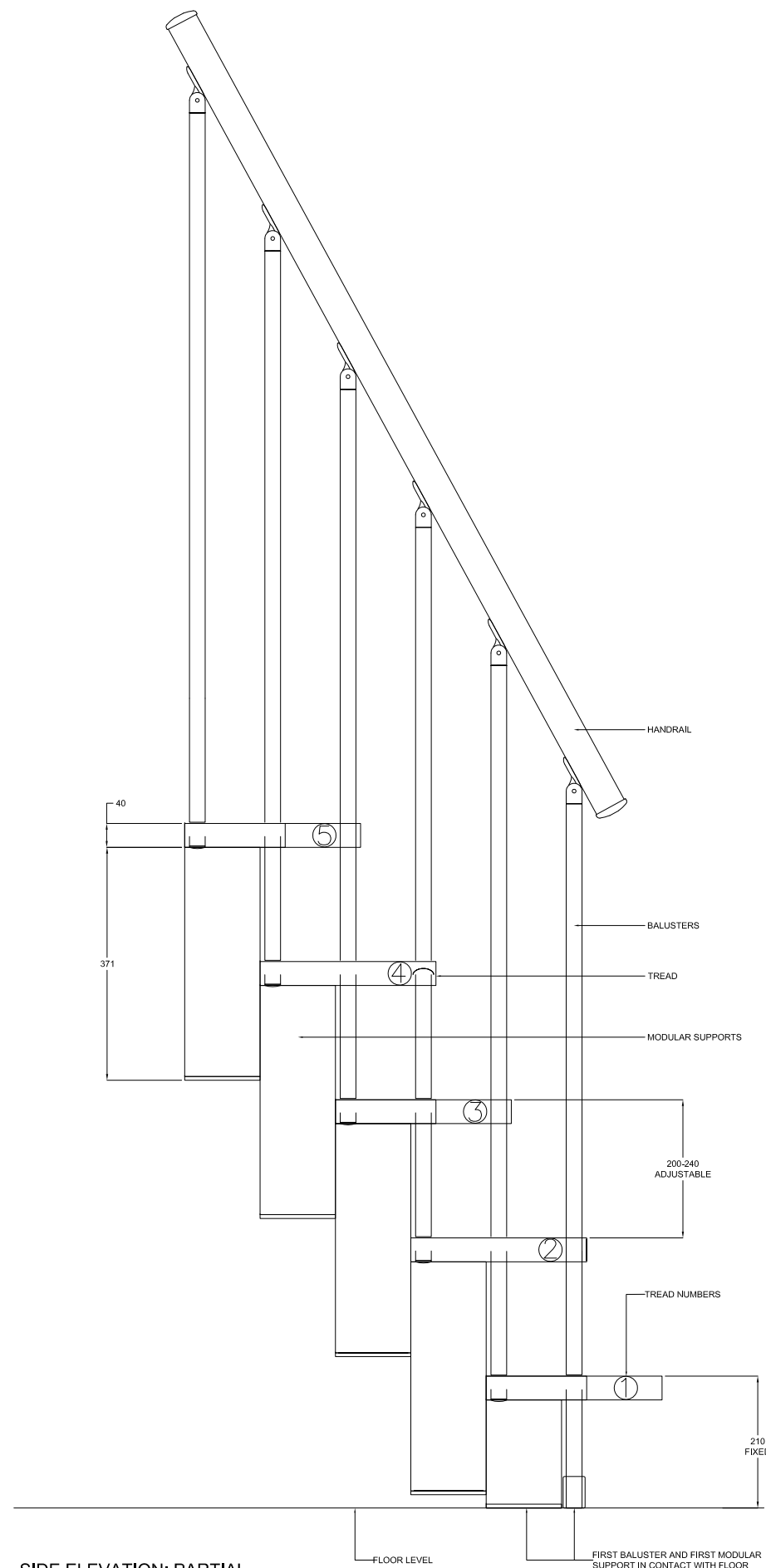
PLAN: 12 TREAD 'L' CONFIGURATION



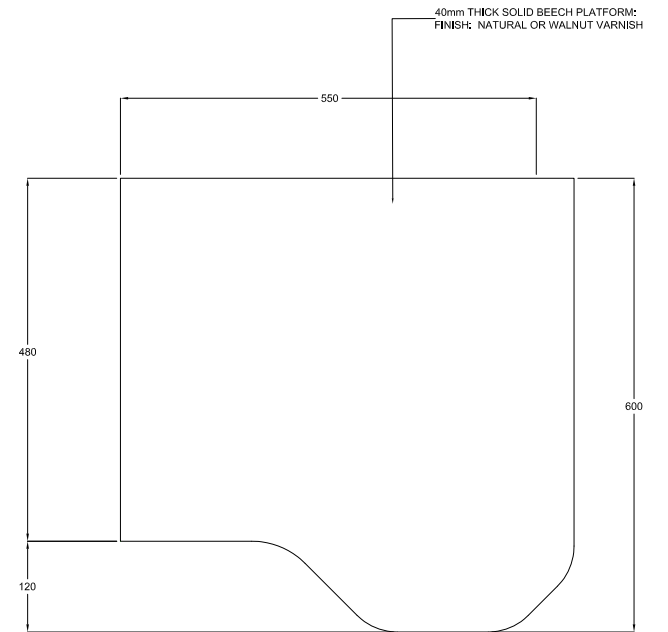
TREAD PLAN



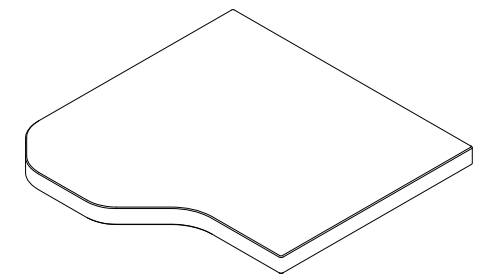
TREAD: AXONOMETRIC VIEW (N.T.S.)



SIDE ELEVATION: PARTIAL



PLATFORM / 'LANDING' PLAN



PLATFORM / 'LANDING': AXONOMETRIC VIEW (N.T.S.)

NOTE:
 THE PLATFORM CAN BE POSITIONED AT ANY LOCATION ON THE STAIRCASE, TO SUIT THE SPACE AND/OR CONFIGURATION. A SECOND PLATFORM CAN BE ADDED TO CREATE A 'U' CONFIGURATION.
 THE FIRST RISE IS A FIXED HEIGHT OF 210mm.
 SUCCESSIVE RISES (Nos. 2-14) ARE ADJUSTABLE BETWEEN 200 AND 240mm. ENSURE RELEVANT REGULATIONS ARE ADHERED TO REGARDING TREAD RISE.
 TREAD AND PLATFORM THICKNESS = 40mm.
 THE OPENING WIDTH OF THE OPENING TO THE FLOOR THAT THE STAIRCASE SERVES MUST EXCEED THE WIDTH OF THE STAIRCASE. THE STAIRCASE IS SUPPLIED COMPLETE WITH BALUSTRADE AND HANDRAIL FIXED TO ONE SIDE. ADDITIONAL BALUSTRADES MAY BE REQUIRED FOR SOME 'L' OR 'U' CONFIGURATIONS. ENSURE RELEVANT REGULATIONS ARE ADHERED TO REGARDING HANDRAIL QUANTITIES AND POSITIONS.
 ADDITIONAL BALUSTRADE KITS ARE AVAILABLE.

MATERIALS:
 MODULAR SUPPORT STRUCTURE: POWDER COATED STEEL (GREY OR WHITE).
 BALUSTERS: POWDER COATED STEEL (GREY OR WHITE).
 BALUSTER BRACKETS: PLASTIC.
 STEPS/TREADS: SOLID BEECH WOOD, FINISH: NATURAL OR WALNUT VARNISH.
 HANDRAIL: SOLID BEECH WOOD, FINISH: NATURAL OR WALNUT VARNISH.

THE COMPATTA ALTERNATING TREAD STAIRCASE HAS BEEN DESIGNED TO BE COMPLIANT WITH ALL RELEVANT STANDARDS. HOWEVER, THE ADJUSTABLE NATURE OF THE STAIRCASE MAY ALLOW THE INSTALLER TO COMPLETE THE INSTALLATION WITHOUT ADHERING TO PART K REQUIREMENTS. RESPONSIBILITY FOR BUILDING REGULATIONS AND HEALTH AND SAFETY REGULATIONS COMPLIANCE LIES SOLELY WITH THE CUSTOMER AND INSTALLER.
 THE SUPPLIER AND MANUFACTURER DO NOT ACCEPT ANY RESPONSIBILITY FOR NON COMPLIANT INSTALLATIONS.

COMPATTA STAIRCASE:
 11 TREAD (STANDARD) SPACE SAVING (ALTERNATING TREAD) STAIRCASE

TREAD NUMBERS FOR FLOOR TO FLOOR HEIGHTS	NUMBER OF TREADS	ADDITIONAL TREADS REQUIRED (SUPPLIED SEPARATELY)
220 TO 264cm	11-1	n/a
241 TO 285cm	11	n/a STANDARD UNIT
261 TO 309cm	11+1	+1
281 TO 333cm	11+2	+2
301 TO 357cm	11+3	+3

PREMIER LOFT LADDERS
 2 Dawson Drive,
 Framley St Mary,
 Fillingstone, Suffolk, IP11 0YW
 www.premierloftladders.co.uk

Tel: 0845 9000 195
 Fax: 01394 214413

COMPATTA STAIRCASE
 'L' CONFIGURATION
 10 - 14 TREADS

Other sizes and different colour heights are available on request

The data on this drawing is for information only. All dimensions must be checked on site. No responsibility is taken for errors.

1:10
 print
 01.23

NOTE: ALL INFORMATION CONTAINED IN THIS DOCUMENT IS STRICTLY CONFIDENTIAL. THIS DRAWING IS THE PROPERTY OF PREMIER LOFT LADDERS AND MUST NOT BE REPRODUCED WITHOUT PRIOR PERMISSION.